

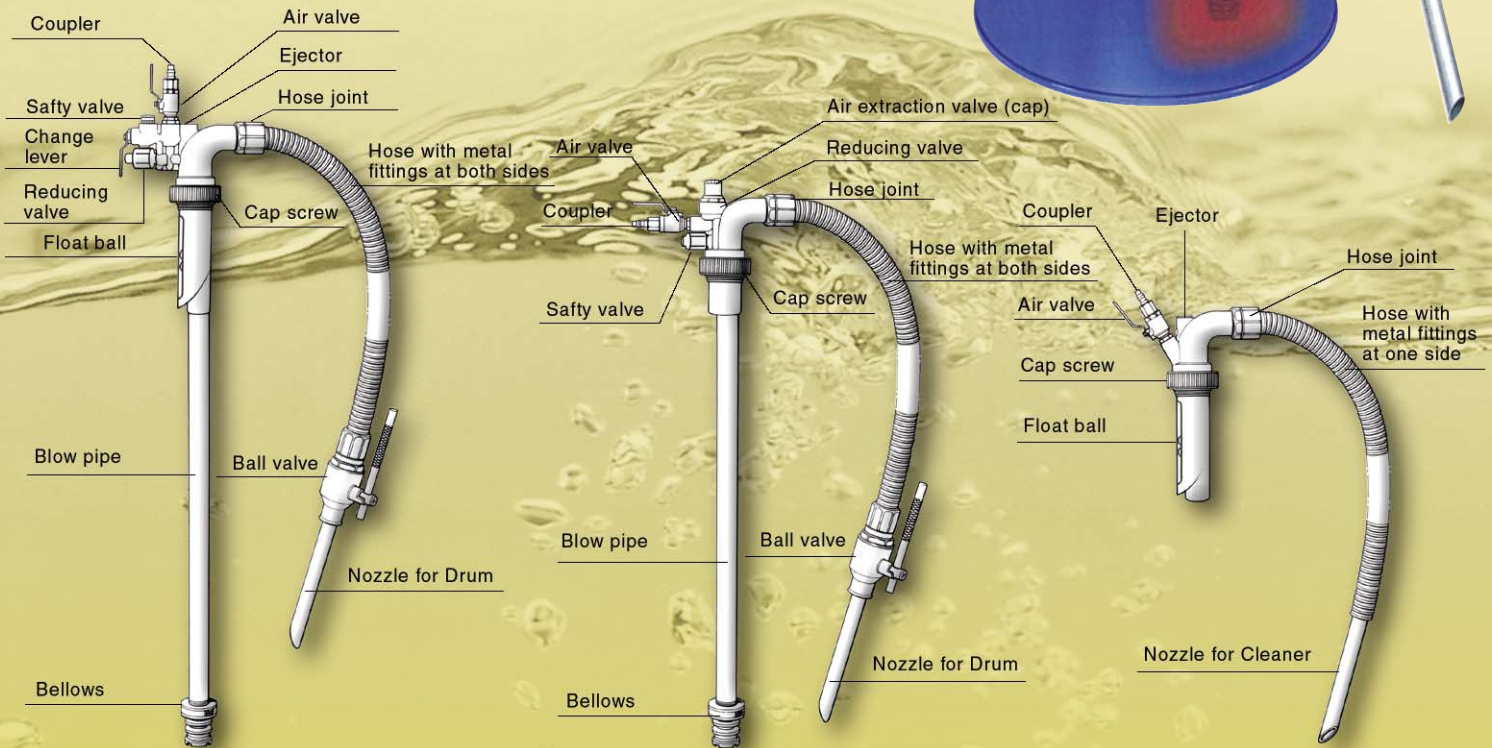
# BLOVAC Drum



BLOVAC Drum is the pneumatic pump for drums that makes the suction/discharge operation from a drum easy by only setting it on the filling opening of your steel-made drum of JIS standard.

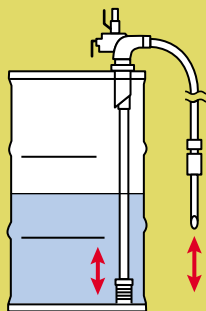
## FEATURES

- Powerful Suction/Discharge of Water, Oil Sludge etc.
- It is OK even if fine cutting tips are mixed.
- Quick Suction / Quick Discharge : Suction / Discharge of water 200 liter takes approx. 2 minutes only.
- Abundant kinds of pumps (3 Models, 4Types) are prepared .
- You can select the optimal type according to your usage and liquid.



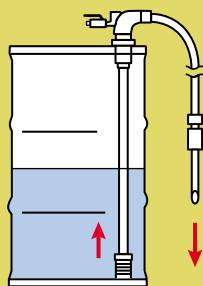
### Type QTO

For combination use of suction and discharge




### Type TO

For discharge only



### Type Q

For suction only



## ■Specification of Type

Type	Usage	Material					
		Hose	Bellows	Float ball	O-ring	Main unit	Nozzle, Blow pipe
Standard	For general oil	Vinyl chloride	Nitrile rubber	Vinyl chloride	Nitrile rubber	Aluminum alloy casting	Aluminum pipe
G	For gasoline	Nitrile rubber		Stainless steel			
S	For thinner	Special combination rubber※	Aluminum alloy		Fluoride rubber		
N	For general solvent	Stainless steel			Teflon		

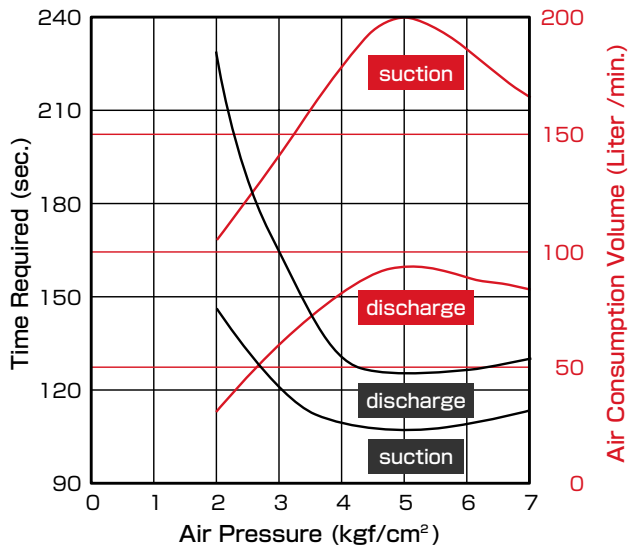
※Special combination rubber : Improved hose for thinner-proof based on Z-3 rubber.

## ■Specification of Model

Usage	Model				Specification				Capacity at 5kg/cm <sup>2</sup>	
	Standard (Oil-proof hose)	G (Gasoline hose)	S (Thinner hose)	N (Stainless steel hose)	Hose		Nozzle		Degree of vacuum	Discharge pressure
					Standard	G/S/N	Standard	G/S/N		
Combination use of suction/discharge	QTO	QTO-G	QTO-S	QTO-N	φ32×3m	φ25×3m (2m in N type hose)	φ32×30cm	φ32×30cm	4,600 mm/H <sub>2</sub> O	0.55 kgf/cm <sup>2</sup>
Discharge Only	TO	TO-G	TO-S	TO-N					—	
Suction Only	Q	Q-G	Q-S	Q-N					4,600 mm/H <sub>2</sub> O	

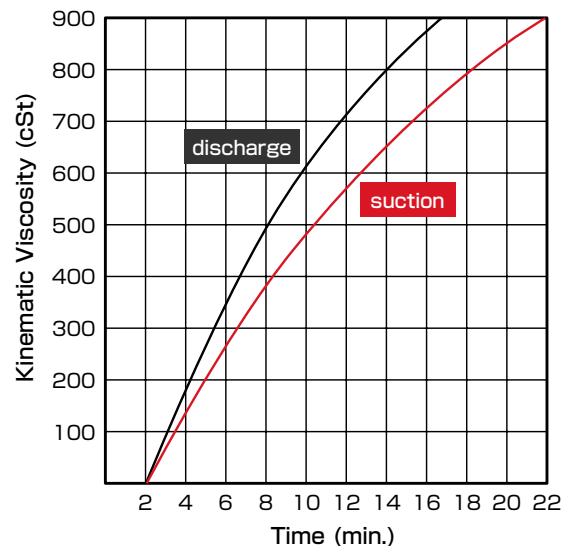
## ■Air Consumption Volume & Time Required

(Time required to move 200 liter water from drum to drum)



●Black=Time Required ●Red=Air Consumption Volume

## ■Suction • Discharge Time against Viscosity



**Safety Valve** maintains the inside pressure of the drum to under 0.8kgf/cm<sup>2</sup>. **Bellows** minimize the residual quantity inside of the drum.  
**Ball Valve** enables you to switch ON/OFF at hand. **Change Lever** switches the operations of suction and discharge.  
**Reducing Valve** prevents the inside pressure of the drum from rising more than 0.5~0.6kgf/cm<sup>2</sup>. **Float Ball** stops suction when the drum is filled.

# BLOVAC® BLOVAC CO.,LTD.

Head Office / 1-1-20-107, Azabudai, Minato-ku, Tokyo 106-0041, Japan  
 Tel.+81-3-3586-6341 / Fax.+81-3-3582-4463

Factory / 1053, Ohshimizu, Aza, Fujiwarada, Maruko-cho, Chiisagata-gun, Nagano 386-0402, Japan  
 Tel.+81-268-67-2523 / Fax.+81-268-67-2284  
<http://www.blovac.com> E-mail : [info@blovac.com](mailto:info@blovac.com)